

Application of polyester derived from biomass in petroleum asphalt cement

Fernando de Araújo¹, Ingrid Souza Vieira da Silva¹ and Daniel Pasquini^{1*}

¹*Institute of Chemistry, Universidade Federal de Uberlândia – UFU, Uberlândia, MG, Brazil*

**pasquini@iqufu.ufu.br*

Abstract

This study evaluated the effects of the incorporation of a new additive to asphalt cement oil (CAP). A polyol product was obtained through the oxypropylation reaction of sugarcane bagasse. This polyol was polymerised with pyromellitic anhydride in order to obtain a polyester (BCP) to test its suitability in terms of the material properties to be applied as additives. FTIR spectra of the polymerised material (BCP) confirmed the occurrence of chemical modification due to the appearance of a new band at 1750 cm⁻¹, characteristic of ester groups. The TGA data showed that the BCP product had higher thermal stability than the polyol. According to the softening point and elastic recovery tests, the incorporation of 11% and 16% w/w BCP in conventional CAP met the specifications of regulatory standards.

Keywords: *petroleum asphalt cement, polyol, polyesters, sugarcane bagasse.*

1. Introduction

For most road applications, conventional asphalt exhibits good behaviour which satisfies the requirements necessary for proper performance in traffic and under normal weather conditions. However, as the volume of commercial vehicles, weight, and increasing axle size, continues to grow year by year, on special highways or airports, or in corridors with heavy traffic and adverse weather conditions, with large temperature differences between winter and summer, it has become increasingly necessary to modify and improve the properties of asphalt^[1]. Among the modifications that have been investigated are natural asphalt, gilsonita or asphaltite, but especially polymers of various kinds that improve the performance of the binder.

A petroleum derivative, known as petroleum asphalt cement (CAP) in Brazil, is often used as the binder of the mineral aggregates. It is a semi-solid material, dark brown to black in colour, waterproof, viscoelastic, is slightly reactive and exhibits adhesive and thermoplastic properties. The addition of polymers to the CAP tends to improve the viscoelastic properties, providing greater stability to the road surface^[2]. The use of polymer-modified asphalts can reduce the frequency of maintenance and increase the life-time of local service roads which are difficult to access or suffer from a high-cost penalty for traffic interruption, should repairs be required^[1]. Due to its low cost, abundance and easy availability, sugarcane bagasse (BC) is often used as a raw material for oxypropylation reactions with a view to producing a viscous polyol (BCO). This reaction makes the hydroxyls of the starting biomass (BC) more accessible for further reactions. Due to the high reactivity of anhydrides, the condensation polymerisation reaction of BCO and pyromellitic anhydride were carried out, which were aimed at producing an elastomeric copolymer type polyester (BCP) with desirable characteristics comparable to conventional CAP.

As CAP constitutes 25 to 40% of the coating cost^[1], it is feasible to study the applicability of the polymerised material (BCP) as an alternative source to reduce the production cost of the petrochemical CAP. Furthermore it offers environmental benefits, due to the added value of the materials that until now, did not offer noble applications.

2. Materials and Methods

2.1 Obtaining sugarcane bagasse

The BC was obtained from a plantation located in Monte Alegre-MG. The sample was ground in a Willey mill and subsequently sieved through sieves with a 35 and 80 mesh. The fractions collected between these screens, with dimensions of 0.425 by 0.180 mm, were used for the oxypropylation reaction.

2.2 Oxypropylation of sugarcane bagasse

For the oxypropylation reaction, 5 g of the BC sample was added to 50 mL of an ethanol solution containing 0.5 g of KOH and then maintained in an oven for 12 h at 105 °C to allow for sample drying and solvent evaporation. After ethanol evaporation, 25 mL of propylene oxide (OP) was added to the BC sample in a 300 mL stainless steel autoclave. The sealed autoclave, equipped with a thermocouple, a pressure gauge, and a heater controller system, was then heated at a heating rate of 5 °C min⁻¹, to 200 °C while the increasing corresponding pressure was monitored. The finalization of the oxypropylation reaction was revealed by increasing the pressure followed by a reduction to atmospheric pressure which results in the total consumption of OP. The resulting material was a viscous polyol (BCO).

2.3 Procedure for the polymerisation of the elastomeric copolymer

For this polymerisation reaction, 20 g of BCO, 1 g of sodium acetate (catalyst) and 8 g of pyromellitic anhydride (AP), were added to a stainless steel autoclave and allowed to react for 30 minutes at 200 °C. The elastomeric copolymer type polyester product was identified as BCP.

2.4 Analyses of Fourier transform infrared spectroscopy (FTIR)

The samples of BC, BCO, AP and BCP were characterised by the FTIR analysis of KBr disks prepared with 1 mg of the sample per 100 mg of KBr, using a Shimadzu IR-21 PRESTIGE spectrometer. Infrared spectra were obtained in the range of 4000 to 400 cm^{-1} , with a spectral resolution of 4 cm^{-1} and 32 scans.

2.5 Solubility test

Solubility tests of BCP were performed in different solvents. For each solvent (25 mL) 0.15 g of BCP was added, and the mixture was kept for 24 hours at room temperature, after which its solubility was analysed. The solvents used were: acetone, water, chloroform, ethanol and hexane.

2.6 Thermogravimetric analysis (TGA)

The thermal stabilities of the BC, BCO, AP and BCP samples were tested with a Shimadzu DTG-60H machine. Around 5 to 7 mg of each sample was put into an aluminium pan and heated from 25 to 600 °C at a heating rate of 10 °C min^{-1} under a nitrogen atmosphere with a flow rate of 50 mL min^{-1} .

2.7 Preparation of the modified CAP with BCP

Analysis of the modified CAP with BCP as well as the characterization of conventional CAP (30/45) and the modified CAP were made in the quality control lab of BT Construction Ltd., located in Uberlândia MG.

The BCP and CAP samples (30/45) supplied by the company were maintained at 105 °C for a period of 8 h to evaporate any residual water, which would interfere with the preparation procedure of the premixture of both. Then, both CAP and BCP were heated to approximately 150 °C on a heating plate in separate containers for approximately 40 minutes. 11%, 16% and 21% w/w of BCP, in relation to a total CAP mass of 600g, was added in order to evaluate how the incorporation of the additive would affect the properties of the modified CAP.

Then, to prepare the premixture, both the CAP (30/45) and the incorporated BCP were subjected to vigorous stirring for approximately 40 minutes on a heating plate with a temperature controller set to 150 °C. The premix was stored in an oven at 150 °C for 8 hours before subsequent softening point and ductility test characterization.

2.8 Softening point test

The softening point test refers to an empirical measure that correlates to the temperature at which materials, in this case asphalt, soften when heated under certain specific

conditions and reach a predetermined flow level. In this assay, the samples were CAP (30/45), which is one of the materials used in the production of asphalt by the BT construction company, and was compared to the modified BCP-CAP prepared for this study.

The test samples in the form of ring and ball, were completed with the modified BCP-CAP. The test samples were kept at room temperature, approximately 25 °C, and were immersed in a glass beaker for 30 minutes. They were then placed on a controlled heating plate and the glass beaker containing the test samples was heated at a rate of 5 °C per minute. These assays were performed in duplicate and conformed to DNER 382/99 standards^[3]. Conventional CAP (30/45) was subjected to the same analysis.

2.9 Ductility test

Ductility refers to the ability of a material to stretch in the form of a filament. This test was performed to evaluate the cohesion of asphalt. To perform this test, both of the test samples were analysed with the CAP and the modified BCP-CAP, respectively. The test samples were maintained at room temperature, approximately 25 °C.

Then, they were cut with tweezers so that the surface of both of the test samples were the same, thus ensuring that there were no alterations to the diameter of the samples, when stretched for the test run.

Prior to the ductility test, a preliminary step of correcting the density of the water present inside the machine was carried out, with sugar (sucrose), with respect to the density of the modified CAP, whose density was determined by pycnometry. Adjusting the density of the water present inside the machine above the density of the CAP was necessary to ensure complete immersion of the test samples in the machine, so that when stretched, the samples still remained fully immersed. The ductility metre was maintained at 25 °C and then the test samples were immersed in the equipment and were programmed to be stretched to 20 cm. When this 20 cm stretching value was reached, the equipment automatically disconnected.

The system was then left undisturbed for 90 minutes, after which the manual recoverable strain times for the immersed test samples were given in cm. After these measurements, the system was left undisturbed again for 60 minutes, and then another recoverable deformation cycle was measured.

The elastic recovery of each test sample was calculated as the ratio between the value found after the 60 minutes and the value recorded in the first measurement (20 cm). These assays were performed in duplicate and were performed in accordance with DNER 382/99 standards^[3].

2.10 Proof body moulding

To shape the test samples, the norm, as defined in DNER ME 043/95 was adopted^[4], known as the Marshall dosage method of asphalt mixtures. A standard trace was used, as determined by the standards, to calculate the quantity of aggregates needed to shape the test samples using the modified BCP-CAP, as shown in Table 1. This approach was similarly applied for the CAP (30/45) samples.

For the mixture detailed in Table 1, 4.8% w/w of conventional CAP or modified BCP-CAP, was added.

Marshall compaction was used in an effort consisting of 25 blows with a socket proctor, followed by the application of a static load of 5,000 pounds for two minutes, with the intention of levelling the test sample surfaces.

2.11 Proof body characterization

2.11.1 Percentage of empty volume

This parameter is important for characterising the behaviour of asphalt mixtures because it has a significant influence on their cohesion and stiffness properties. The percentage of empty ($\% V_v$) is defined as the relationship between the empty volume and the total volume of the mixture, and was calculated according to Equation 1^[1]:

$$\%Empty_{volumes} = \frac{Theoretical\ density - Specific\ density}{Theoretical\ density} \quad (1)$$

2.11.2 Percentage of minerals empty and Bitumen empty relation

The percentage of mineral empty (V_{AM}) represents the volume of intergranular empty spaces between the aggregate particles and the compacted mixture. This parameter was calculated according to Equation 2^[1]:

$$V_{AM} = \frac{\%V_v \times Volume_{CAP}}{Volume_{total}} \times 100 \quad (2)$$

Additionally, this parameter was in-turn used to calculate a parameter called the Bitumen Empty Relation (R_{BV}) defined in Equation 3^[1]:

$$R_{BV} = \frac{\%V_v}{V_{AM}} \times 100 \quad (3)$$

2.11.3 Fluency and stability

This assay was performed for both of the test samples prepared with CAP (30/45) and the modified BCP-CAP in order to determine the mechanical parameters, fluency and stability. In this assay, the test samples were stored in a thermostatic bath with a temperature controller set to 60 °C for 40 minutes. Then, the test samples were placed in a compression mould used for this assay. The compression mould was coupled to the Marshall press to determine the maximum load which the test samples could withstand before rupture, defined as stability, as well as the vertical displacement corresponding to the application of the maximum load supported by test samples, defined as fluency^[1].

Table 1. Aggregate type for shape test samples of the modified BCP-CAP and CAP (30/45).

Aggregate type	Quantity (%)
Crushed stone 3/4"	18.0
Crushed stone 0	32.0
Stone powder	45.0
Limestone	5.0

3. Results and Discussion

Figure 1 shows the FTIR spectra for the samples denoted BC, BCO, AP and BCP. The major peaks observed in the spectra were the BC bands at approximately 3300-3900 cm^{-1} which can be attributed to the OH stretch of cellulose, hemicellulose and lignin. The band observed at around 2800-3000 cm^{-1} can be attributed to aliphatic CH bonds, the band around 1675-1759 cm^{-1} is most likely associated with the carbonyl groups (C=O) present in the lignins and hemicelluloses, bands around 1000-1250 cm^{-1} which are characteristic of C-O bonds that correspond to ethers link structures present in lignin, cellulose and hemicellulose, and a band at 1515 cm^{-1} which is indicative of the presence of lignin and can be attributed to the C=C vibration of aromatic rings^[5]. For the oxypropylated BCO samples, an increase in CH aliphatic bands from of 2800 to 3000 cm^{-1} was observed, with the appearance of a new peak at 2970 cm^{-1} associated with methyl groups due to the grafted OP units. The increase of the peak associated with the CO groups, as observed from 1000-1100 cm^{-1} , can be attributed to the insertion of ether groups of OP. The FTIR spectra shown in Figure 1 confirm BC chemical modification when compared to the modified residue of BCO. These spectra also confirm the chemical modification process by oxypropylation, confirming the presence of the OP homopolymer formed during the oxypropylation reaction^[6].

The AP FTIR spectrum, shown in Figure 1 shows AP characteristic bands near 1775 cm^{-1} which can be assigned to C=O stretching, and the regions 1225 cm^{-1} and 926 cm^{-1} can be associated with the C-O stretch of the cyclic anhydrides^[7]. From the BCP spectrum it was possible to observe the appearance of a new peak at around 1759 cm^{-1} , which confirms the polymerisation of BCO with AP, leading to the formation of the BCP polyester copolymer, due to the introduction of C=O groups, which can be observed for wavelengths associated with carbonyl esters.

From the thermograms of Figure 2, obtained in the thermogravimetric analysis, it is observed that BC has the higher comparative thermal stability, and the degradation profile is typical of a lignocellulosic material. The BCO has low thermal stability due to its viscous liquid state characteristics. After the polymerisation reaction, there was an increase in the stability of the resulting BCP polyester.

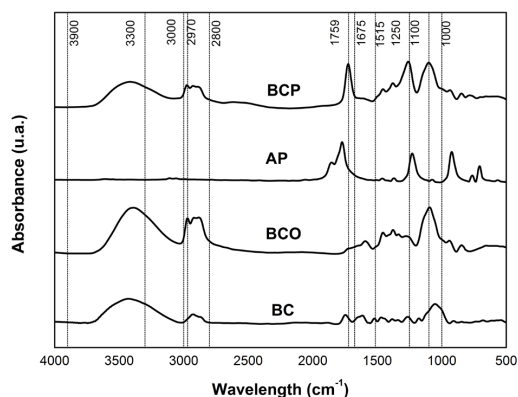


Figure 1. FTIR spectra of BC, BCO, AP and BCP.

Degradation temperatures (T on set), obtained by the method of tangents in thermograms, were 260 °C for BC, 95 °C for BCO and 187 °C for BCP.

In the solubility tests, conducted with BCP in different solvents, it was observed that BCP was not soluble in water, chloroform and hexane, and was partially soluble in ethanol and acetone. Solubility in water is a critical factor for possible applications of CAP formulations, as it is essential to ensure that BCP will not solubilise with rain water, ensuring that premature repairs are not required. The solubility tests also showed that BCP is probably a crosslinked polymer due to its lack of solubility in the solvents tested. The results obtained, in terms of thermal stability and solubility, show that BCP has characteristics which are compatible with improved performance upon addition to CAP formulations.

The potential of BCP as an additive for conventional CAP was evaluated using the softening point and elastic recovery assays, and compared to conventional CAP. The values were compared with current standards (DNER 382/385)^[3]. These parameters are considered essential in identifying the potential of the materials studied for the intended applications, and provide grants in accordance with the consulted standards (DNER 382/385)^[3]. The incorporation of this additive would cause changes in these parameters, and the application of this additive would hamper use of the modified CAP for the desired application if the results were deemed not to align with the recognised standards.

Here, the effect on the properties of conventional CAP upon the incorporation of 11% and 16% w/w of BCP, as well as compliance of these parameters, in terms of aligning with the specifications of existing rules, was investigated and is reported. The addition of 21% w/w of BPC was incompatible with the CAP and a phase separation was observed. So it was not possible to carry out the tests for this composition.

Table 2 presents the results obtained during the characterisation of the conventional CAP and modified CAP with the additive BCP.

According to the data shown in Table 2, the values found during tests, the BCP-CAP showed comparable values when compared to conventional CAP and followed the specifications of existing rules. Rose and co-workers reported that modified asphalt containing 12% recycled

rubber tyres had a softening point of 57.5 °C and an elastic recovery of 79.8%^[8]. D'Antona and co-workers reported that when 4% of a copolymer of ethylene and vinyl acetate (EVA) was added to conventional CAP, the softening point value was 62.3 °C^[9].

Considering the above findings, the application of BCP as an additive does not prevent the use of modified CAP for the preparation of asphalt, and corroborates the data previously reported in the literature^[8,9].

In addition, the test samples were moulded using the Marshall compactor manual following the norm according to DNER ME 043/95^[4]. Figure 3 shows the test sample of BCP-CAP produced in cylindrical form.

Table 3 shows the results obtained from the Marshall test, which present the specific parameters used to characterise the proof bodies produced using the conventional CAP and the modified BCP-CAP.

Tayfur and co-workers investigated the addition of 7% of a styrene butadiene copolymer (SB) and 7% of cellulose fibre (CF) to asphalts. The values found for stability were

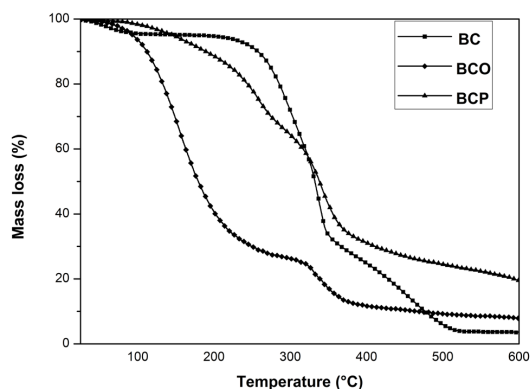


Figure 2. Thermograms of BC, BCO and BCP samples.




Figure 3. (a) BCP modified CAP proof bodies in cylindrical form - top view; (b) BCP modified CAP proof bodies in cylindrical form - side view.

Table 2. Parameters used in the characterisation of CAP.

CAP	Softening Point (°C)	Elastic Recovery (%)
DNER 382/385 standards	60.0 ± 1.0	85.0 ± 1.0
Conventional	63.9 ± 3.0	83.7 ± 1.5
CAP with 11% w/w BCP additive	64.0 ± 3.0	83.5 ± 1.5
CAP with 16% w/w BCP additive	62.8 ± 3.0	83.8 ± 1.5

Table 3. Marshall test results.

Parameters	Conventional CAP 30/45	CAP Modified with BCP (11% w/w)	CAP Modified with BCP (16% w/w)	Standard Marshall
Empty (%)	4.3	5.1	4.1	3-5
Relation empty bitumen (%)	73.4	70.1	74.7	65-75
Stability (kgf)	976	965	917	> 500
Fluency (mm)	3.2	3.2	3.2	2-4.5

695 kgf for SB and 690 kgf for CF, the V_v to the percentage of SB was 3.80% and was 3.90% for CF, and finally the values found for fluency were 4.35 mm for SB and 3.90 mm for CF. In view of these results, the values found for the modified asphalt with BCP, in terms of stability, was on average 33% to 39% higher than the values found by Tayfur et al.^[10]. The percentage of V_v was on average 8% to 32% higher than the values found by Tayfur et al.^[10].

A study by D'Antona and co-workers reported on the incorporation of 4% of an ethylene and vinyl acetate copolymer (EVA) to conventional CAP, and reveals a Bitumen empty relation (%) value of 65.5%^[9]. Thus, the modified asphalt with the BCP additive, in terms of this parameter, was on average 7% to 14% higher than the values found by D'Antona et al..

In this sense, the comparative analysis, in terms of the parameters studied with the asphalt produced using the BCP additive, has properties superior to previously published data with other additives^[9,10]. The comparative analysis of the data shown in Table 3 indicates that the incorporation of the BCP additive to CAP is in accordance with the specifications of the DNER ME 043/95 standards^[4] (Marshall method).

4. Conclusion

Based on these results it was observed that the oxypropylation reaction of BC was effective in producing a viscous polyol, BCO, which can be used in the synthesis of new polymers. This reaction can be regarded as a green chemistry process as all of the material that was added to the autoclave was removed as a product in the form of a polyol.

The FTIR results confirm the polymerisation reaction of BCO with AP, generating a type of polyester copolymer referred to as BCP. TGA tests showed that the BCP copolymer obtained exhibited increased thermal stability compared to the BCO monomer used in the polymerisation. Solubility tests indicate that the BCP is not soluble or is partially soluble in solvents with a wide range of polarity, indicating that BCP is most likely a crosslinked polymer.

It was possible to use BCP-CAP for the production of asphalt, and according to the specific characterisations used (Marshall test), the asphalt produced meets the specifications of regulatory standards, which enables the use of the new additive for asphalt production.

Whereas both mixtures with 11% and 16% w/w BCP presented results according to the standards, and considering the environmental aspect, we conclude that the addition of 16% w/w BCP is the best condition due to the fact of using a larger volume of renewable source of material as additive in CAP.

5. Acknowledgements

The authors acknowledge CNPq, FAPEMIG and Capes for financial support, and BT Construction for working in partnership.

6. References

- Bernucci, L. B., & Motta, L. M. G. (2008). *Pavimentação asfáltica: formação básica para engenheiros*. Rio de Janeiro: Universidade Petrobras.
- Amaral, S. C. (2000). *Estudo de misturas densas com agregados do estado do Pará, utilizando asfalto convencional (CAP-40) e asfalto modificado com polímero SBS (Betuflex B 65/60)* (Master's dissertation). Universidade de São Paulo, São Carlos.
- Departamento Nacional de Estradas e Rodagem – DNER. (1999). *Normas 382/1999: determinação da recuperação elástica de asfálticos modificados por polímeros, pelo método do ductilometro*. Rio de Janeiro: DNER.
- Departamento Nacional de Estradas e Rodagem – DNER. (1995). *Normas 043/1995: misturas betuminosas a quente: ensaio Marshal*. Rio de Janeiro: DNER.
- Silvério, H. A., Flauzino, W. P., No., Dantas, N. O., & Pasquini, D. (2013). Extraction and characterization of cellulose nanocrystals from corncob for application as reinforcing agent in nanocomposites. *Industrial Crops and Products*, 44, 427-436. <http://dx.doi.org/10.1016/j.indcrop.2012.10.014>.
- Menezes, A. J., Pasquini, D., Curvelo, A. A. S., & Gandini, A. (2009). Self-reinforced composites obtained by the partial oxypropylation of cellulose fibers. I. Characterization of the materials obtained with different types of fibers. *Carbohydrate Polymers*, 76(3), 437-442. <http://dx.doi.org/10.1016/j.carbpol.2008.11.006>.
- Oliveira, V. A. (2008). *Síntese e caracterização de géis de acetato de celulose reticulados com dianidrido piromelítico e dianidrido do ácido 3,3',4,4'benzofenona tetracarboxílico* (Master's dissertation). Universidade Federal de Ouro Preto, Ouro Preto.
- Rosa, A. P. G., Santos, R. A., Crispim, F. A., & Riva, R. D. D. (2012). Análise comparativa entre asfalto modificado com borracha reciclada de pneus e asfalto modificado com polímeros. *Teoria e Prática na Engenharia Civil*, 20, 31-38. Retrieved in 23 December 2016, from http://www.editoradunas.com.br/revistatpec/Art4_N20.pdf
- D'Antona, D. M. G., & Frota, C. A. (2011). Estudo de Misturas Asfálticas com Ligante Modificado pelo Polímero EVA para Pavimentos Urbanos de Manaus - AM. *Polímeros: Ciência e Tecnologia*, 21(1), 13-18. <http://dx.doi.org/10.1590/S0104-14282011005000007>.
- Tayfur, S., Ozen, H., & Atakan, A. (2007). Investigation of rutting performance of asphalt mixtures containing polymer modifiers. *Carbohydrate Polymers*, 21(2), 328-337. <http://dx.doi.org/10.1016/j.conbuildmat.2005.08.014>.

Received: Dec. 23, 2015

Revised: June 18, 2016

Accepted: June 29, 2016